


Case Colors


Carts and workstations in standard and brushed colors have a painted surface with a protective clear-coat finish. Carts and workstations in premium colors have a scratch- and print-resistant plasticized finish.

To order swatches, contact Customer Service: cs@solairemedical.com or 888-435-2256.


Standard Colors




White - WH




Royal - RY



Red - RD




Yellow - YL



Bisque - BQ

Brushed Color (upcharges apply)



Stainless - SS

Laminates

Carts and workstations are also available with a laminate surface; upcharges apply. To select a laminate surface for your Tempo cart or Rover workstation, see our selection of laminate options or specify a custom laminate.


Colors shown are representative.

Drawer-Front Colors


Drawers have a white powder-coated finish. Drawer-front colors have a scratch- and print-resistant plasticized finish.

To order swatches, contact Customer Service: cs@solairemedical.com or 888-435-2256.


Standard Colors




White - WH




Royal - RY



Red - RD




Yellow - YL




Bisque - BQ

Brushed Color (upcharges apply)




Stainless - SS


Premium Colors




Meadow - GR




Caribbean - CA




Lavender - LA



Vivid Pink - VP



Sky - SY



Sunset - SN

Colors shown are representative.