


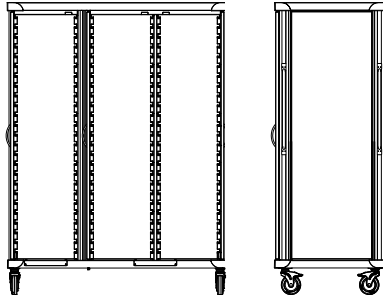
Roam 3 Supply Cart with Glass Doors (SR3G)

Roam carts are lightweight and easy to maneuver. The FlexCell design and system of interior components adapt to the specific supply and procedure storage needs of departments throughout a healthcare facility.

The Roam 3 cart comes with three lockable tempered glass doors, three interior compartments, and in a Soft White powder-coated paint finish.

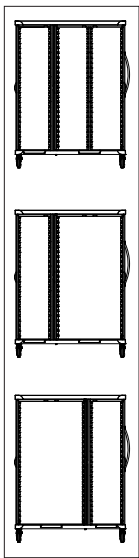


Roam 3 Supply Cart with Glass Doors (SR3G)



Materials and Finishes

Base and top structure: **Powder-coated steel**
Corner extrusions: **Clear anodized aluminum**
Corner bumpers and corner trim: **Thermoplastic polymer (ABS plastic)**
FlexCell panels: **Thermoplastic polymer (ABS plastic)**
Hinges: **Steel**
Door pulls: **Dull chrome-plated steel**
Push handles: **Stainless steel**
Glass doors: **Clear anodized aluminum and tempered glass**
Casters: **Nylon and steel**



Compartment configurations

Dimensions (nominal)

Exterior: **58.75"w x 28.75"d x 75.25"h**
Interior: **14.5"w x 23.75"d x 64.25"h** (single compartment)
31.75"w x 23.75"d x 64.25"h (double compartment)
Weight: **293 lbs**
Interior Configuration: **75 FlexCells, 25 per compartment**

Options

- With single compartment on the left and two center columns, with right center column, or with left center column
- Electronic or keyed lock
- 5" sloped top
- Interior and side-mounted exterior accessories
- Five paint colors and range of laminates



Soft White

Bisque

Yellow

Red

Royal

Brushed Aluminum

Laminate